

Specification

Infrared Sensor LED Tube
(one end power input)



Specification:

Input voltage range: AC100-240V/50-60Hz

Power consumption: 15W

ESD withstand voltage: 800V

Operating temperature: -20~45°C

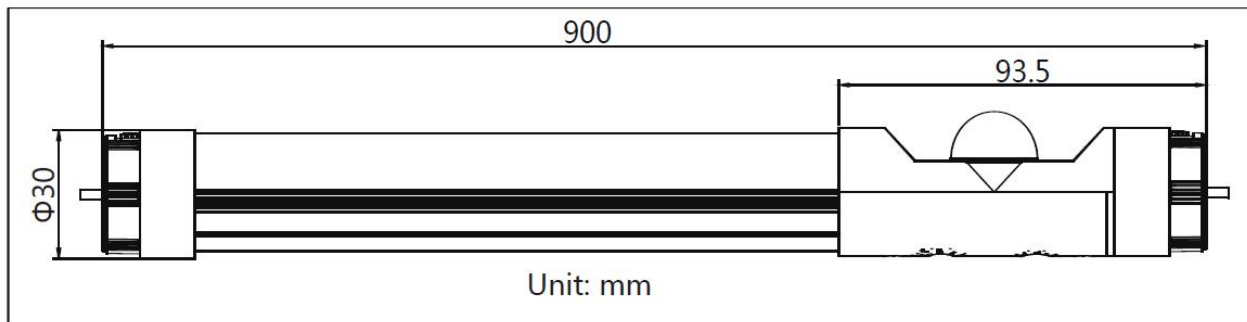
Operating Humidity: < 80%RH non-condensing

Lifespan: 35000 hours

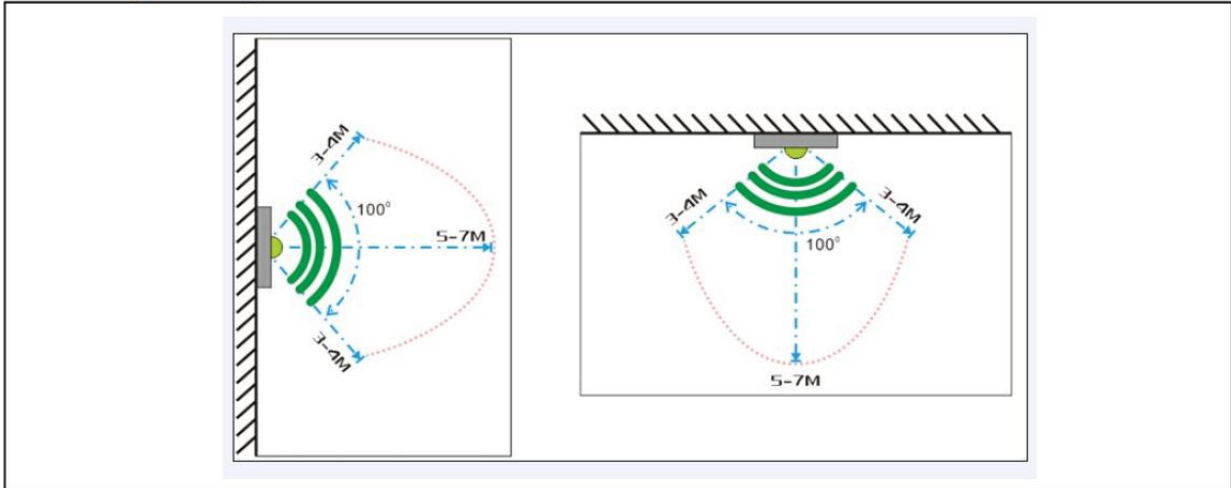
Product Name	Size (mm)	Model	Color Temperature	Luminous Flux (AVG)	Rated Power	CRI	Beam Angle	PF
Infrared LED Tube	Φ28*L900	TLT-KTL-T815W900LR	3000K-3500K, 4000K-4500K 5500K-6000K	1350Lm 1410Lm 1500Lm	15W	Ra≥80	120°	>0.9

Product Description:

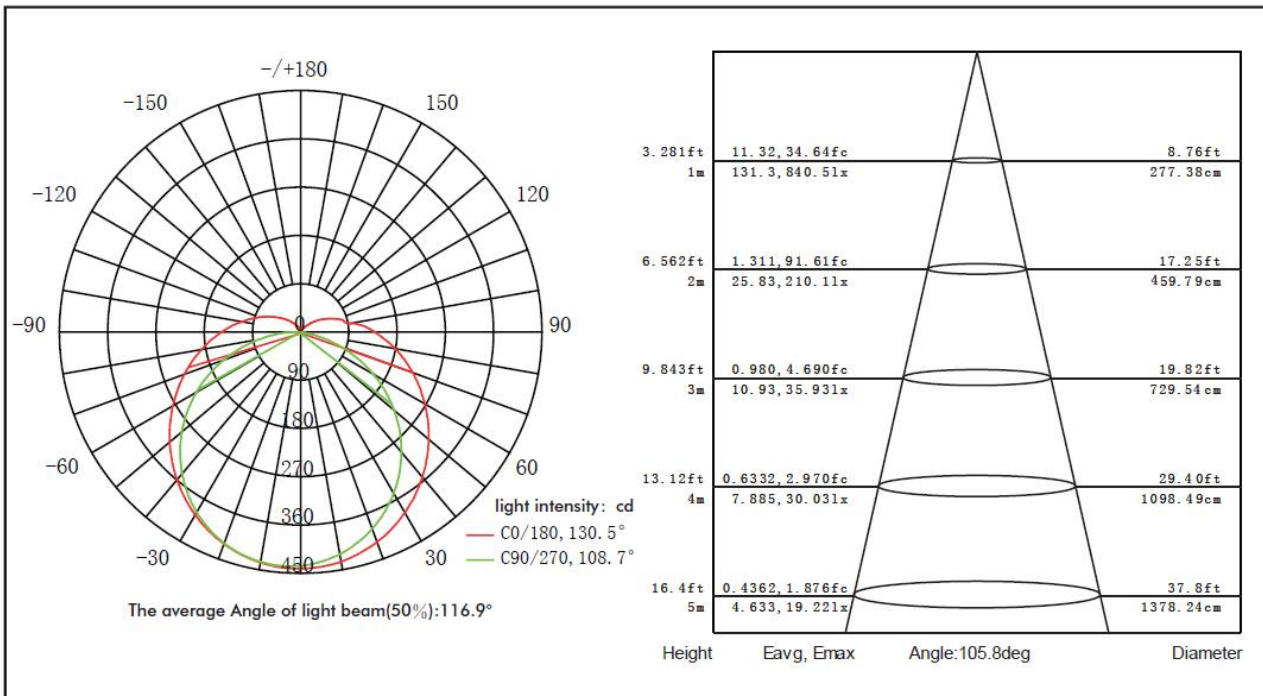
1. KTL-T815W900LR is KENKIO newest independently developed LED Tube. With adjustable delay shut off time and power saving adjustment, it's suitable for areas such as parking lot, corridors, warehouses, hotels and similar venues.
2. TIME: When user is away from detection zone, light tube will stay on based on the set time. (5S, 30S, 1M, 3M, 5M, 10M, 20M, 30M, 60M).
3. LUX: When user is away from detection zone, the power consumption of the tube will be reduced to the set amount. (0, 10%, 20%, 30%, 40%)
4. LED Tube end cap is rotatable 90 clockwise and counter clockwise. This can accurately position the tube to the direction of the sensing and lighting area.
5. Through independent R & D we developed our own passive PIR Sensor utilizing, Japanese Nicera infrared sensor, Fresnel lens, and microcontroller unit (MCU). This internal PIR Sensor have time delayed action, anti-interference, and more accurate sensing capability).

Dimension

Sensing range




Photometric Data

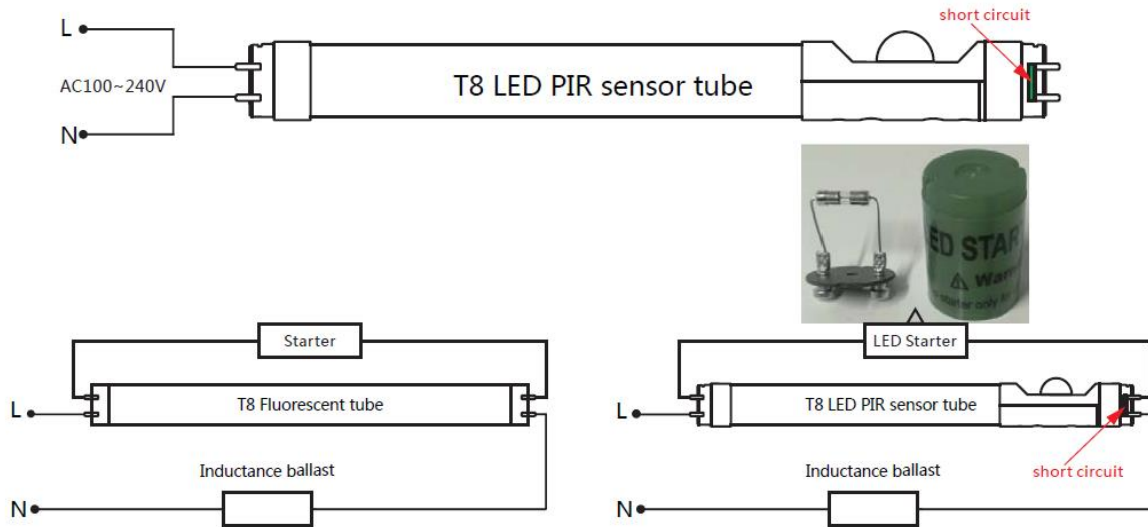


Installation(One end input)

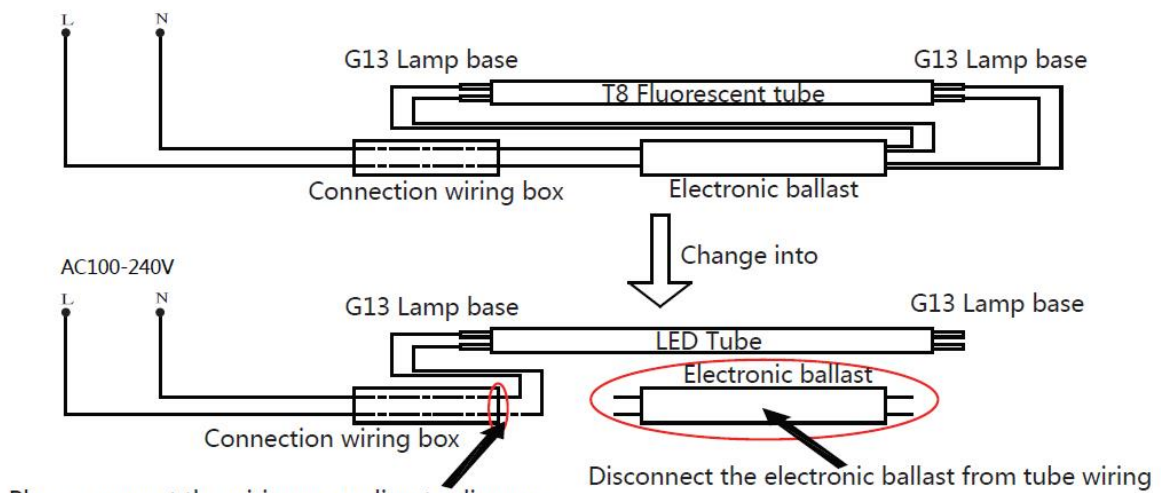
1. Without inductive ballast or electronic ballast, install according to the following diagram:



2. With an inductive ballast base:



3. With electronic ballast base:



Please connect the wiring according to diagram and connect the wiring per diagram in the wiring box

Caution:

1. Product is fragile, please do not put force on the product.
2. All installation must be done by a professional, please do not take apart the product.
3. If product does not operate or LED flashes, please return to the place where you purchase the product. Do not service manually.
4. Disconnect power before installation.
5. This product can be installed indoor and outdoor locations. The IP rating for this product is IP50, please avoid contact with acid or base solutions.
6. Please install the product with the correct voltage requirements.
7. Please do not cover up the heat dissipating area or leave any flammable materials near it.
8. Damage caused by human fault (incorrect usage, short circuit) or any natural events uncontrollable by human nature (fire, flood, earthquake, over voltage) preventing the product to function properly.
9. When installing multiple microwave sensor tubes there should be a minimum distance of 500mm apart from each tube.